



Opioid-Related Overdose Deaths, All Intents, MA Residents – Demographic Data Highlights

This data brief highlights demographic data from confirmed opioid-related overdose deaths for all intents, from January 2019 through December 2019.

Confirmed Opioid-Related Overdose Deaths, All Intents, by Gender: January 2019-December 2019

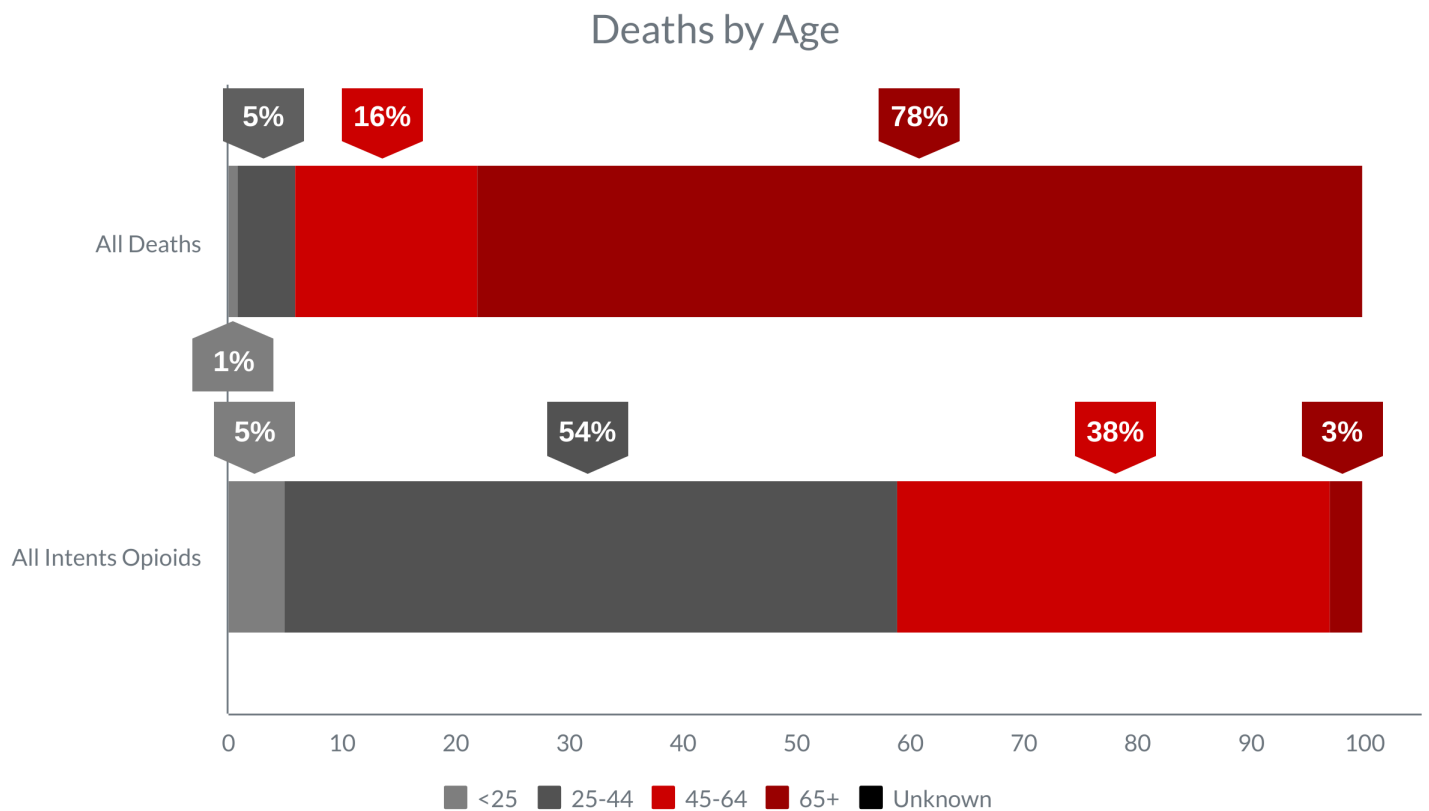
Male	1,460
Female	492
Total	1,952

Deaths by Gender



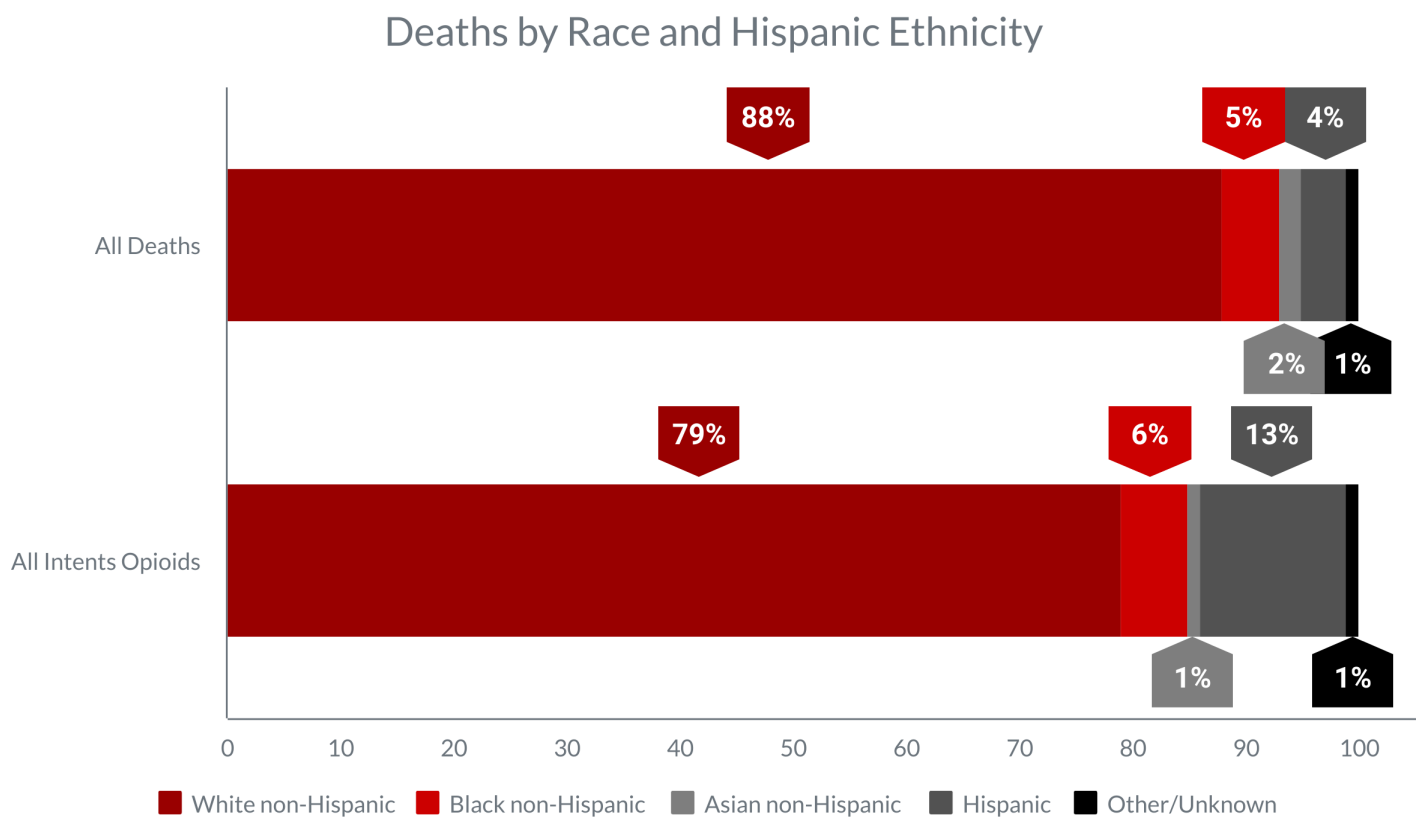
Confirmed Opioid-Related Overdose Deaths, All Intent Compared to All Deaths by Age: January 2019-December 2019

	<15	15-24	25-34	35-44	45-54	55-64	65+	Unknown	Total
All Deaths	358	388	1,167	1,473	2,871	6,517	45,793	1	58,568
Confirmed Opioid-Related Overdose Deaths, All Intent	1	105	550	507	437	295	57	0	1,952

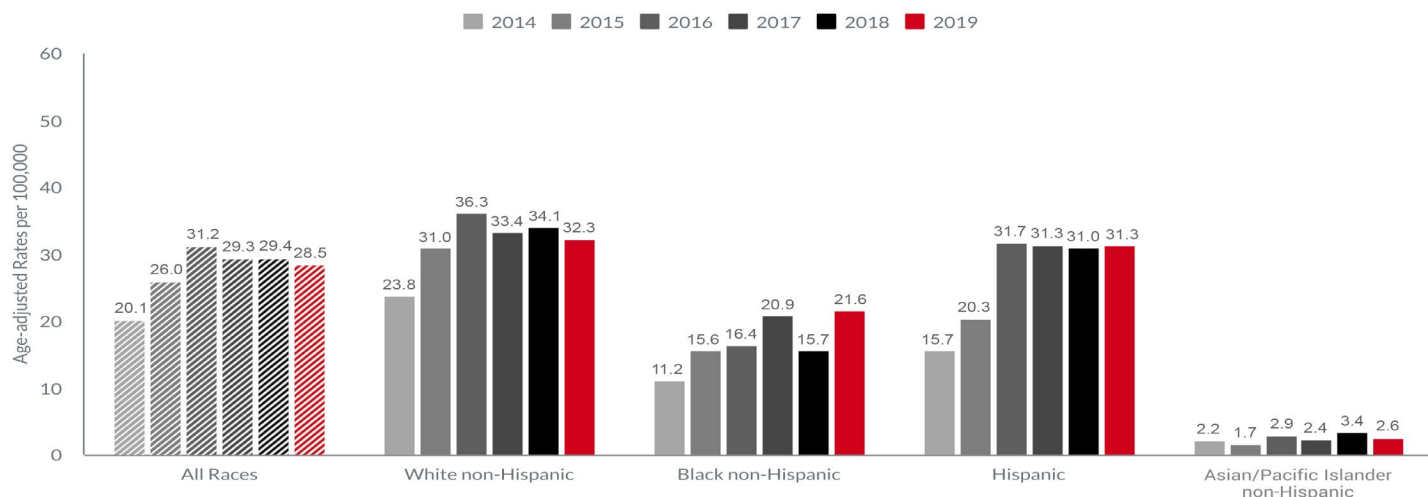


**Confirmed Opioid-Related Overdose Deaths, All Intents
Compared to All Deaths by Race and Hispanic Ethnicity: January 2019-December 2019**

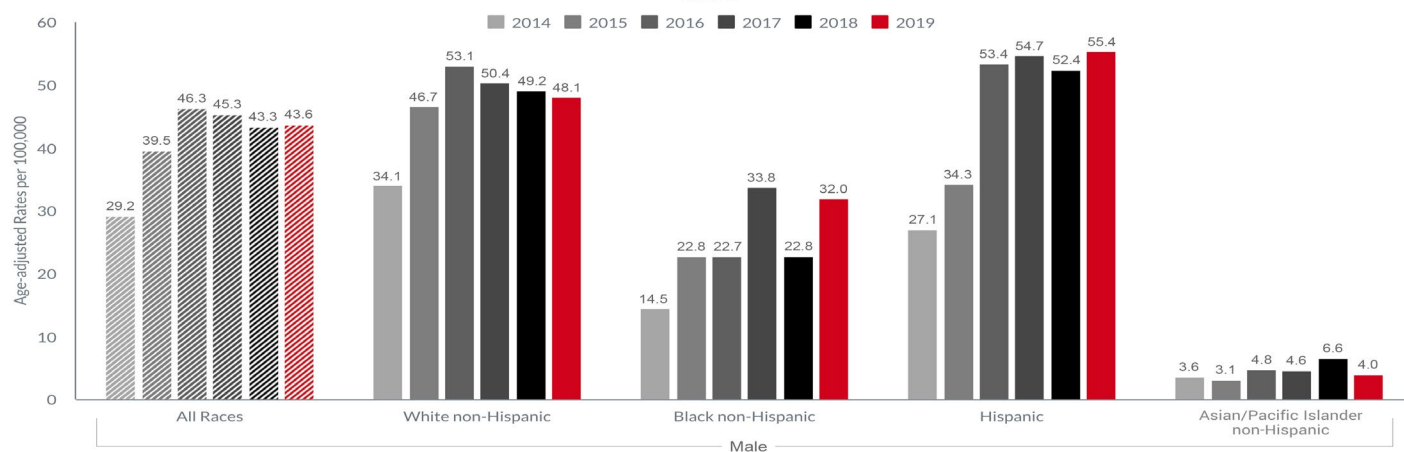
	White non-Hispanic	Black non-Hispanic	Asian non-Hispanic	Hispanic	Other/Unknown	Total
All Deaths	51,394	2,754	1,269	2,534	617	58,568
Confirmed Opioid-Related Overdose Deaths, All Intents	1,540	112	15	254	31	1,952



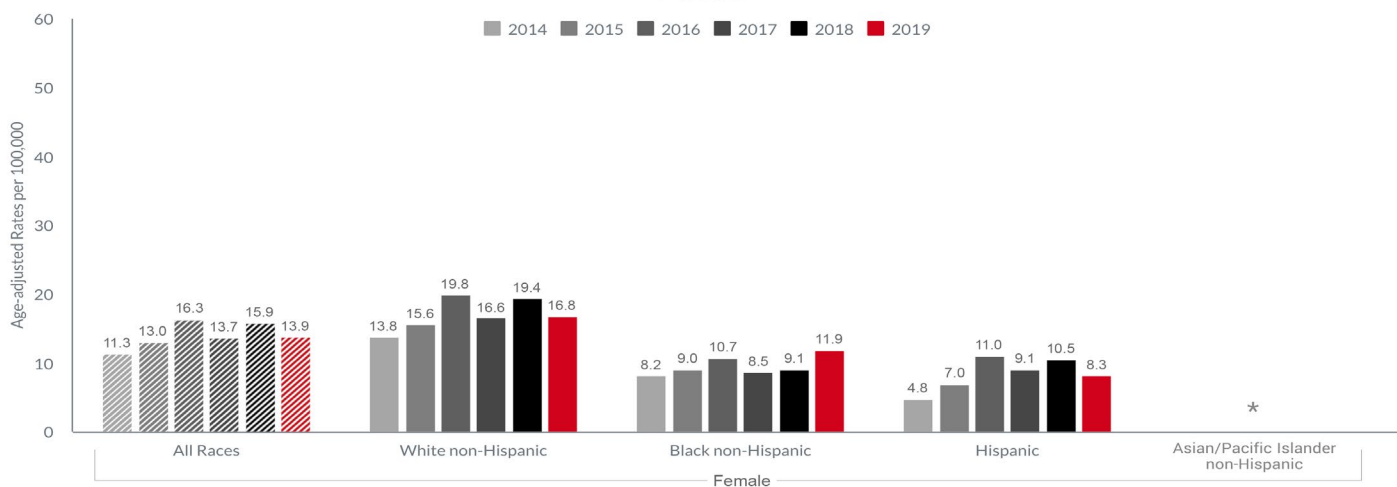
Confirmed Opioid-Related Overdose Death Rates, All Intents, by Race and Hispanic Ethnicity



Confirmed Opioid-Related Overdose Death Rates, All Intents, by Race and Hispanic Ethnicity Male



Confirmed Opioid-Related Overdose Death Rates, All Intents, by Race and Hispanic Ethnicity Female



*Rate calculations based on death counts less than 5 are excluded due to rate instability.

Technical Notes

- Opioids include heroin, illicitly manufactured fentanyl, opioid-based prescription painkillers, and other unspecified opioids.
- 2017 - 2019 death data are preliminary and subject to updates. Case reviews of deaths are evaluated and updated on an ongoing basis. A large number of deaths have yet to be assigned final cause of death codes. The information presented in this report only includes confirmed cases. Data updated on 4/9/2020.
- Beginning with the May 2017 report, DPH started reporting opioid-related overdose deaths for all intents, which includes unintentional/undetermined and suicide.
- Beginning with the August 2019 report, DPH updated the case definition used to identify opioid-related overdose deaths to match the CDC's case definition. The following International Classification of Disease (ICD-10) codes for mortality were selected from the underlying cause of death field to identify poisonings/overdoses: X40-X44, X60-X64, X85, and Y10-Y14. All multiple cause of death fields were then used to identify an opioid-related overdose death: T40.0, T40.1, T40.2, T40.3, T40.4, and T40.6.

Sources

- Massachusetts Registry of Vital Records and Statistics, MDPH
- Population Estimates: Small Area Population Estimates 2011-2020, version 2018, Massachusetts Department of Public Health, Bureau of Environmental Health. Population estimates used for years following the decennial census were developed by the University of Massachusetts Donahue Institute (UMDI) in partnership with the Massachusetts Department of Public Health, Bureau of Environmental Health.